

# PRODUCT SETUP FACT SHEET

## 3x4.5m MARQUEE

3x4.5m Marquee Canopy with Wall



### GENERIC FACTS:

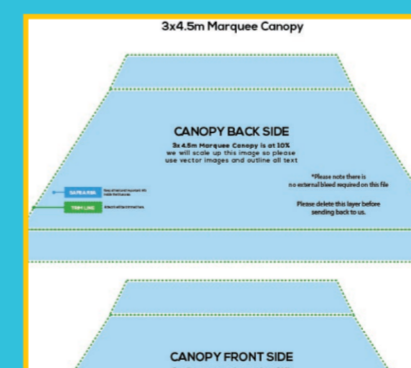
- Convert all text to outlines
- If your design has a border, it must be no less than 3mm thick (5mm including bleed)
- File provided in CMYK only
- Our recommended rich black break down in 40%C, 40%M, 40%Y, and 100%K
- Supplied as press ready PDF

### IMPORTANT DESIGN NOTES:


- As per industry standard colours may vary up to 5%
- For the best colour accuracy please refer to a Pantone colour guide and not your screen.

### PRODUCT SPECIFICS:

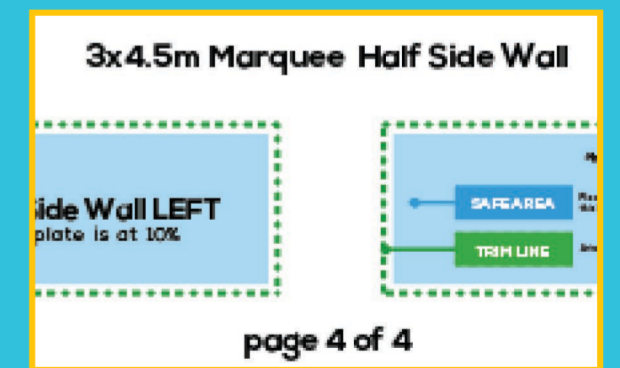
- Size: 3x4.5m marquee canopy with walls
- No bleed required for this template
- Template is at 10%
- Use of vector image recommended



Canopy  
page 2



Full Walls  
page 3



Half Walls  
page 4

# 3x4.5m Marquee Canopy

## CANOPY LEFT SIDE

3m Marquee Canopy is at 10%  
we will scale up this image so please  
use vector images and outline all text

\*Please note there is  
no external bleed required on this file

Please delete this layer before  
sending back to us.

**SAFE AREA** Keep all text and important info  
inside the blue area

**TRIM LINE** Artwork will be trimmed here.

## CANOPY BACK SIDE

3x4.5m Marquee Canopy is at 10%  
we will scale up this image so please  
use vector images and outline all text

\*Please note there is  
no external bleed required on this file

Please delete this layer before  
sending back to us.

**SAFE AREA** Keep all text and important info  
inside the blue area

**TRIM LINE** Artwork will be trimmed here.

## CANOPY RIGHT SIDE

3m Marquee Canopy is at 10%  
we will scale up this image so please  
use vector images and outline all text

\*Please note there is  
no external bleed required on this file

Please delete this layer before  
sending back to us.

**SAFE AREA** Keep all text and important info  
inside the blue area

**TRIM LINE** Artwork will be trimmed here.

## CANOPY FRONT SIDE

3x4.5m Marquee Canopy is at 10%  
we will scale up this image so please  
use vector images and outline all text

\*Please note there is  
no external bleed required on this file

Please delete this layer before  
sending back to us.

**SAFE AREA** Keep all text and important info  
inside the blue area

**TRIM LINE** Artwork will be trimmed here.

# 4.5m Marquee Wall

## Left Full Side Wall

**3m Marquee Walls is at 10%**  
we will scale up this image so please  
use vector images and outline all text

**SAFE AREA** Place important text or image Inside this blue area to prevent trimming. \*Please note there is no external bleed required on this file

**TRIM LINE** Artwork will be trimmed here. Please delete this layer before sending back to us.

## Full Size Back Wall

**4.5m Marquee Walls is at 10%**  
we will scale up this image so please  
use vector images and outline all text

**SAFE AREA** Place important text or image Inside this blue area to prevent trimming. \*Please note there is no external bleed required on this file

**TRIM LINE** Artwork will be trimmed here. Please delete this layer before sending back to us.

## Right Full Side Wall

**3m Marquee Walls is at 10%**  
we will scale up this image so please  
use vector images and outline all text

**SAFE AREA** Place important text or image Inside this blue area to prevent trimming. \*Please note there is no external bleed required on this file

**TRIM LINE** Artwork will be trimmed here. Please delete this layer before sending back to us.

# 3m Marquee Half Side Wall

